



Science

Uses of Everyday Materials

Identifying Uses



Aim

- I can identify uses of different everyday materials.

Success Criteria

- I can identify different everyday materials.
- I can suggest materials that familiar objects are made from.
- I can explain what 3 different materials can be used for.

What Do We Already Know?



Think back to your Science learning in Year 1. See if you can answer some of these questions with a partner:

How many everyday materials can you name and what were the materials used for?

Can you remember anything about them?

- What did they look like?
- What did they feel like?
- How did they behave?

Can you remember doing any investigations?

What did you find out and what did you learn?



Identifying Materials

Wood



Photo courtesy of Kat... (@flickr.com) - granted under creative commons licence— attribution

Identifying Materials

Plastic



Photo courtesy of terren in Virginia (@flickr.com) - granted under creative commons licence – attribution

Identifying Materials

Glass



Photo courtesy of RecoilRick (@flickr.com) - granted under creative commons licence - attribution

Identifying Materials

Metal




Photo courtesy of mikedogh (@flickr.com) - granted under creative commons licence – attribution

Identifying Materials

Rock



Photo courtesy of inknife_2000 (4.5 million views) (@flickr.com) - granted under creative commons licence – attribution

Identifying Materials

Brick



Photo courtesy of Thiago Avancini (@flickr.com) - granted under creative commons licence – attribution

Identifying Materials

Paper




Photo courtesy of Andreas (@flickr.com) - granted under creative commons licence - attribution

Identifying Materials


Cardboard



Think Again...




Look at the materials in these photos. What might they be used for?



Have a look around the classroom. Can you see any familiar objects which are made from these materials?

Two white rectangular boxes for writing answers.

Identifying Uses of Everyday Materials



Identifying Uses of Everyday Materials

Look around you for any uses these materials may have and fill in the table. A few have been done for you to help you get started. Remember - some uses may come under more than one material, for example rulers can be made from plastic, wood and metal.

| Wood | Plastic | Glass | Metal | Rock | Brick | Paper | Cardboard |
|-------|---------|-------|-------|------|-------|-------|-----------|
| ruler | ruler | | ruler | | | books | |



Identifying Uses of Everyday Materials

Look around you and use the photo cards for any uses these materials may have and fill in the table. A few have been done for you to help you get started. Remember - some uses may come under more than one material, for example rulers can be made from plastic, wood and metal.

| Wood | Plastic | Glass | Metal | Rock | Brick | Paper | Cardboard |
|-------|---------|-------|-------|------|-------|-------|-----------|
| ruler | ruler | | ruler | | | books | |
| | | | | | | | |
| | | | | | | | |



Identifying Uses of Everyday Materials

Match the materials to their uses.



See if you can think of your own uses for the last two materials. Draw them here and match them up.

Same Material, Different Uses



Aim



- I can identify uses of different everyday materials.

Success Criteria

- I can identify different everyday materials.
- I can suggest materials that familiar objects are made from.
- I can explain what 3 different materials can be used for.